



**RAJIV GANDHI UNIVERSITY  
RONO HILLS, DOIMUKH  
ITANAGAR, ARUNACHAL PRADESH**

**SCHEDULE - 4**


Assets Heads	GROSS BLOCK								DEPRECIATION		NET BLOCK	
	Cost/valuation As at beginning of the year	Additions during the year	Deductions during the year	Cost/valuation at the year end	As at the beginning of the year	Additions During the year	Deductions during the year	Total up to the year end	As at the current year end	As at the previous year end		
1. Land	120,869,211.00	-	-	120,869,211.00	-	-	-	-	120,869,211.00	120,869,211.00		
2. Site Development	128,577,028.00	2,201,075.00	-	130,778,103.00	-	-	-	-	130,778,103.00	128,577,028.00		
3. Buildings	1,324,062,672.38	34,638,979.00	-	1,358,701,651.38	287,311,914.07	21,081,404.96	-	308,393,319.03	1,050,308,332.35	1,036,750,758.31		
4. Roads & bridges	11,634,142.00	1,073,294.00	-	12,707,436.00	1,091,846.61	221,578.85	-	1,313,425.46	11,394,010.54	10,542,295.39		
5. Tube wells & water supply	51,265,035.70	-	-	51,265,035.70	19,872,882.01	627,843.07	-	20,500,725.08	30,764,310.62	31,392,153.69		
6. Sewrage & Drainage	1,724,849.00	-	-	1,724,849.00	17,248.49	34,152.01	-	51,400.50	1,673,448.50	1,707,600.51		
7. Electrical Installations & Equipments	42,337,987.82	2,728,197.00	-	45,066,184.82	16,015,299.74	1,384,439.33	-	17,397,739.07	27,668,445.75	26,324,688.08		
8. Plants & machinery	149,666,325.43	-	-	149,666,325.43	99,620,600.75	2,502,286.23	-	102,122,886.98	47,543,438.45	50,045,724.68		
9. Scientific & laboratory Equipment	34,896,061.50	22,536,018.00	-	57,432,079.50	5,934,747.56	3,218,345.84	-	9,153,093.40	48,278,986.10	28,961,313.94		
10. Office Equipment	21,171,250.00	1,166,190.00	-	22,337,440.00	6,365,238.03	1,154,183.03	-	7,519,421.06	14,818,018.95	14,857,321.85		
11. Audio Visual Equipment	-	127,800.00	-	127,800.00	-	4,792.50	-	4,792.50	123,007.50	-		
12. Computer & Peripherals*	93,485,432.27	34,323,877.00	-	127,809,309.27	93,485,432.27	18,158,049.83	-	111,643,482.10	16,165,827.17	0.00		
13. Furniture, Fixtures & Fittings	76,230,788.64	17,091,748.00	-	93,322,536.64	50,362,336.12	2,581,074.49	-	52,943,410.61	40,379,126.03	25,901,522.90		
14. Vehicles	3,013,082.00	135,113.00	-	3,148,195.00	694,515.32	238,612.32	-	933,127.64	2,215,067.36	2,318,566.68		
15. Library Books & Scientific Journals	68,274,278.78	17,986,754.00	-	85,361,032.78	32,187,267.59	4,463,038.82	-	36,650,306.41	48,710,726.37	36,845,720.94		
16. Small Value Assets*	16,399,402.00	-	-	16,399,402.00	16,399,401.00	-	-	16,399,401.00	1.00	1.00		
<b>Total (A)</b>	<b>2,143,607,546.52</b>	<b>133,109,045.00</b>	<b>-</b>	<b>2,276,716,591.52</b>	<b>629,356,729.54</b>	<b>55,669,801.28</b>	<b>-</b>	<b>685,026,530.82</b>	<b>1,591,690,060.70</b>	<b>1,515,093,906.98</b>		
<b>17. Capital Work In Progress (B)</b>												
Cap Gr C/o Social Science Building	44,838,353.00	15,029,457.00	-	59,867,810.00	-	-	-	-	59,867,810.00	-		
Cap Gr C/o Education Building	9,506,380.00	12,693,162.00	-	22,199,542.00	-	-	-	-	22,199,542.00	-		
Cap Gr C/o Mass Comm. Building	10,045,462.00	-	-	10,045,462.00	-	-	-	-	10,045,462.00	-		
Construction of Zoology Building	3,006,411.00	46,916,305.00	-	49,922,716.00	-	-	-	-	49,922,716.00	-		
Cap Gr Camp Dev (Old Power House) 19-20	1,500,669.00	-	1,500,669.00	-	-	-	-	-	-	-		
Cap Gr Camp Dev (Renov VC's Office) 19-20	701,638.00	-	701,638.00	-	-	-	-	-	-	-		
Cap Gr Swach Bharat Toilet 19-20	2,416,000.00	2,058,410.00	-	4,474,410.00	-	-	-	-	4,474,410.00	-		
<b>Total Work in Progress</b>	<b>72,014,913.00</b>	<b>76,697,334.00</b>	<b>2,202,307.00</b>	<b>146,509,940.00</b>	<b>-</b>	<b>-</b>	<b>-</b>	<b>-</b>	<b>146,509,940.00</b>	<b>72,014,913.00</b>		

10

  
सहायक कुलसचिव (वित्त/डे डि.अ.)  
राजीव गांधी विश्वविद्यालय  
Asstt Registrar (Bill/DDO)  
Rajiv Gandhi University  
Rono Hills, Doimukh, (A.P.)

  
वित्त अधिकारी  
राजीव गांधी विश्वविद्यालय  
FINANCE OFFICER  
Rajiv Gandhi University  
Rono Hills, Doimukh (A.P.)

Intangible Assets	GROSS BLOCK			DEPRECIATION				NET BLOCK		
	Cost/valuation As at beginning of the year	Additions during the year	Deductions during the year	Cost/valuation at the year end	As at the beginning of the year	Additions During the year	Deduction during the year	Total up to the year end	As at the current year end	As at the previous year end
1) Computer Software		11,636,588.00	-	58,882,055.00	12,743,493.52	16,128,106.91	-	28,871,600.63	30,010,454.37	36,019,418.28
1) Books & Journals	47,245,467.00			58,882,055.00	12,743,493.52	16,128,106.91		28,871,600.63	30,010,454.37	36,019,418.28
2) Patents	47,245,467.00	11,636,588.00		58,882,055.00	12,743,493.52	16,128,106.91		28,871,600.63	30,010,454.37	36,019,418.28
Total (A+B)										
<b>Total (A+B+C)</b>	<b>2,262,867,926.52</b>	<b>221,442,967.00</b>	<b>2,202,307.00</b>	<b>2,482,108,586.52</b>	<b>642,100,223.56</b>	<b>71,797,908.19</b>		<b>713,898,131.45</b>	<b>1,768,210,455.07</b>	<b>1,623,128,238.26</b>

  
 सहायक कुलपति (वित्त/डि.डि.अ.)  
 राजीव गांधी विश्वविद्यालय  
 Ass't Registrar (BILDDO)  
 Rajiv Gandhi University  
 Rono Hills, Domukh (A.P)

  
 वित्त अधिकारी  
 राजीव गांधी विश्वविद्यालय  
 FINANCE OFFICER  
 Rajiv Gandhi University  
 Rono Hills, Domukh (A.P)

11