



RAJIV GANDHI UNIVERSITY
RONO HILLS, DOIMUKH
ITANAGAR, ARUNACHAL PRADESH

INCOME & EXPENDITURE ACCOUNT FOR THE YEAR ENDED 31.03.2022

	SCH	Current Year Amount (₹)	Previous year Amount (₹)
<u>INCOME</u>			
Academic Receipts	9	131,454,697.32	107,018,371.26
Grants/ Subsidies	10	1,082,267,327.00	1,033,257,859.00
Income from Investments	11	-	-
Interest Earned	12	58,544,656.00	42,324,983.00
Other Income	13	101,417,079.00	5,158,369.36
Prior Period Income	14	-	21,259,915.00
	Interal Trfs	-	229,703,000.00
TOTAL (A)		1,373,683,759.32	1,438,722,497.62
<u>EXPENDITURE</u>			
Staff payments and benefits(Establishment Expenses)	15	817,355,986.00	602,781,867.00
Academic Expenses	16	68,574,721.00	37,559,229.00
Administrative and General Expenses	17	27,605,760.00	23,688,806.00
Transportation expenses	18	6,699,269.00	3,326,729.00
Repairs & maintenance	19	57,636,639.00	49,457,524.00
Finance Costs	20	6,768,094.76	16,728.93
Depreciation	4	71,797,908.19	68,477,328.68
Other Expenses	21	17,690,472.00	4,978,831.00
Prior period expenses	22	2,360,535.00	11,050.00
	Interal -TRf	-	229,703,000.00
TOTAL (B)		1,076,489,384.95	1,020,001,093.61
Balance being excess of Income over Expenditure (A-B)		297,194,374.37	418,721,404.01
Transfer to/from Designated Fund		-	130,964,563.71
Building Fund			
Other (specify)		-	-21,259,915.00
a) Fund returned to UGC (GoI)		229,174,155.00	-
b) Advance treated as Expenditure		-	-
Balance Being Surplus/ (Deficit) carried to capital Fund		68,020,219.37	309,016,755.30


सहायक कुलसचिव (वित्त/डि.डि.अ.)
राजीव गांधी विश्वविद्यालय
Asst Registrar, RU/DOO
Rono Hills, Doimukh (A.P.)



वित्त अधिकारी
राजीव गांधी विश्वविद्यालय
FINANCE OFFICER
Rajiv Gandhi University
Rono Hills, Doimukh (A.P.)


**RAJIV GANDHI UNIVERSITY
RONO HILLS, DOIMUKH
ITANAGAR, ARUNACHAL PRADESH**

SCHEDULE - 4


Assets Heads	GROSS BLOCK								DEPRECIATION		NET BLOCK	
	Cost/valuation As at beginning of the year	Additions during the year	Deductions during the year	Cost/valuation at the year end	As at the beginning of the year	Additions During the year	Deductions during the year	Total up to the year end	As at the current year end	As at the previous year end		
1. Land	120,869,211.00	-	-	120,869,211.00	-	-	-	-	120,869,211.00	120,869,211.00		
2. Site Development	128,577,028.00	2,201,075.00	-	130,778,103.00	-	-	-	-	130,778,103.00	128,577,028.00		
3. Buildings	1,324,062,672.38	34,638,979.00	-	1,358,701,651.38	287,311,914.07	21,081,404.96	-	308,393,319.03	1,050,308,332.35	1,036,750,758.31		
4. Roads & bridges	11,634,142.00	1,073,294.00	-	12,707,436.00	1,091,846.61	221,578.85	-	1,313,425.46	11,394,010.54	10,542,295.39		
5. Tube wells & water supply	51,265,035.70	-	-	51,265,035.70	19,872,882.01	627,843.07	-	20,500,725.08	30,764,310.62	31,392,153.69		
6. Sewrage & Drainage	1,724,849.00	-	-	1,724,849.00	17,248.49	34,152.01	-	51,400.50	1,673,448.50	1,707,600.51		
7. Electrical Installations & Equipments	42,337,987.82	2,728,197.00	-	45,066,184.82	16,015,299.74	1,384,439.33	-	17,397,739.07	27,668,445.75	26,324,688.08		
8. Plants & machinery	149,666,325.43	-	-	149,666,325.43	99,620,600.75	2,502,286.23	-	102,122,886.98	47,543,438.45	50,045,724.68		
9. Scientific & laboratory Equipment	34,896,061.50	22,536,018.00	-	57,432,079.50	5,934,747.56	3,218,345.84	-	9,153,093.40	48,278,986.10	28,961,313.94		
10. Office Equipment	21,171,250.00	1,166,190.00	-	22,337,440.00	6,365,238.03	1,154,183.03	-	7,519,421.06	14,818,018.95	14,857,321.85		
11. Audio Visual Equipment	-	127,800.00	-	127,800.00	-	4,792.50	-	4,792.50	123,007.50	-		
12. Computer & Peripherals*	93,485,432.27	34,323,877.00	-	127,809,309.27	93,485,432.27	18,158,049.83	-	111,643,482.10	16,165,827.17	0.00		
13. Furniture, Fixtures & Fittings	76,230,788.64	17,091,748.00	-	93,322,536.64	50,362,336.12	2,581,074.49	-	52,943,410.61	40,379,126.03	25,901,522.90		
14. Vehicles	3,013,082.00	135,113.00	-	3,148,195.00	694,515.32	238,612.32	-	933,127.64	2,215,067.36	2,318,566.68		
15. Library Books & Scientific Journals	68,274,278.78	17,086,754.00	-	85,361,032.78	32,187,267.59	4,463,038.82	-	36,650,306.41	48,710,726.37	36,845,720.94		
16. Small Value Assets*	16,399,402.00	-	-	16,399,402.00	16,399,401.00	-	-	16,399,401.00	1.00	1.00		
Total (A)	2,143,607,546.52	133,109,045.00	-	2,276,716,591.52	629,356,729.54	55,669,801.28	-	685,026,530.82	1,591,690,060.70	1,515,093,906.98		
17. Capital Work In Progress (B)												
Cap Gr C/o Social Science Building	44,838,353.00	15,029,457.00	-	59,867,810.00	-	-	-	-	59,867,810.00	-		
Cap Gr C/o Education Building	9,506,380.00	12,693,162.00	-	22,199,542.00	-	-	-	-	22,199,542.00	-		
Cap Gr C/o Mass Comm Building	10,045,462.00	-	-	10,045,462.00	-	-	-	-	10,045,462.00	-		
Construction of Zoology Building	3,006,411.00	46,916,305.00	-	49,922,716.00	-	-	-	-	49,922,716.00	-		
Cap Gr Camp Dev (Old Power House) 19-20	1,500,669.00	-	1,500,669.00	-	-	-	-	-	-	-		
Cap Gr Camp Dev (Renov VC's Office) 19-20	701,638.00	-	701,638.00	-	-	-	-	-	-	-		
Cap Gr Swach Bharat Toilet 19-20	2,416,000.00	2,058,410.00	-	4,474,410.00	-	-	-	-	4,474,410.00	-		
Total Work in Progress	72,014,913.00	76,697,334.00	2,202,307.00	146,509,940.00	-	-	-	-	146,509,940.00	72,014,913.00		

10


सहायक कुलसचिव (वित्त/डे डि.अ.)
राजीव गांधी विश्वविद्यालय
Asstt Registrar (Bill/DDO)
Rajiv Gandhi University
Rono Hills, Doimukh (A.P.)


वित्त अधिकारी
राजीव गांधी विश्वविद्यालय
FINANCE OFFICER
Rajiv Gandhi University
Rono Hills, Doimukh (A.P.)

Intangible Assets	GROSS BLOCK			DEPRECIATION				NET BLOCK		
	Cost/valuation As at beginning of the year	Additions during the year	Deductions during the year	Cost/valuation at the year end	As at the beginning of the year	Additions During the year	Deduction during the year	Total up to the year end	As at the current year end	As at the previous year end
1) Computer Software				58,882,055.00	12,743,493.52	16,128,106.91		28,871,600.63	30,010,454.37	36,019,418.28
1) Books & Journals	47,245,467.00	11,636,588.00	-	58,882,055.00	12,743,493.52	16,128,106.91		28,871,600.63	30,010,454.37	36,019,418.28
2) Patents										
Total (B)	47,245,467.00	11,636,588.00	-	58,882,055.00	12,743,493.52	16,128,106.91		28,871,600.63	30,010,454.37	36,019,418.28
Total (A+B+C)	2,262,867,926.52	221,442,967.00	2,202,307.00	2,482,108,586.52	642,100,223.56	71,797,908.19		713,898,131.45	1,768,110,455.07	1,623,128,238.26


 सहायक कुलपति (वित्त/डि.डि.अ.)
 राजीव गांधी विश्वविद्यालय
 Ass't Registrar (BILDDO)
 Rajiv Gandhi University
 Rono Hills, Doimukh (A.P)


 वित्त अधिकारी
 राजीव गांधी विश्वविद्यालय
 FINANCE OFFICER
 Rajiv Gandhi University
 Rono Hills, Doimukh (A.P)

11

6.4.2 Funds / Grants received from government bodies during the last five years for development

6.4.3 Funds / Grants received from non-government bodies, individuals, philanthropists during

Year	Name of the government funding agencies	Name of the non government funding agencies/ individuals	Purpose of the Grant	Funds/ Grants received (INR in lakh)	Link to Audited Statement of Accounts reflecting the receipts
2021-22	UGC/MHRD		FOR infrastructure Development 2021-22	1875 lakh	

Ds 3/11/22

2021-22

4.1.4 The expenditure excluding salary for infrastructure augmentation during the year (INR in Lakh) (5)

4.4.1 Total expenditure incurred on maintenance of physical facilities and academic support facilities excluding salary component during the year (INR in lakh).

Year	Budget allocated for infrastructure augmentation(Rs. in Lakh)	Expenditure for infrastructure augmentation(Rs. in lakh)	Total expenditure excluding Salary (Rs. in Lakh)	Expenditure on maintenace of academic facilities (excluding salary for human resources) (Rs. in Lakh)	Expenditure on maintenance of physical facilities (excluding salary for human resources) (Rs. in Lakh)
2021-22	1875.00	2214.43	1849.75	685.75	1164.00
	CAP GR	AS PER SCHD-4	I & EXP + ASSETS SCHD-4	FROM I & EXP - ACD EXP	FROM I & EXP OF B/SHEET(EXCEPT-ACD EXP & SAL EXP)

AS PER B SHEET SCD-4_21-22

221442967

Academic Expenses	68574721	685.75	
Admistrative and Ge	27605760	276.06	276.06
Transportation exper	6699269	66.99	66.99
Repairs & maintenanc	57636639	576.37	576.37
Finance costs	6768094.76	67.68	67.68
Other Expenses	17690472	176.9	176.9

406417922.8	1849.75	1164.00
-------------	---------	---------

3175.85

[Signature]
3/11/22